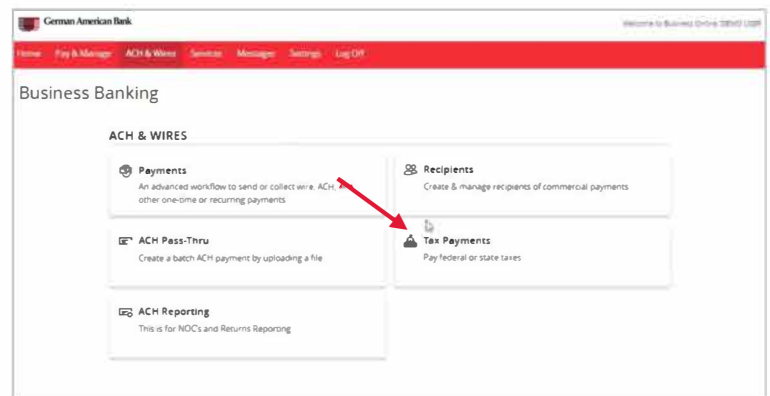
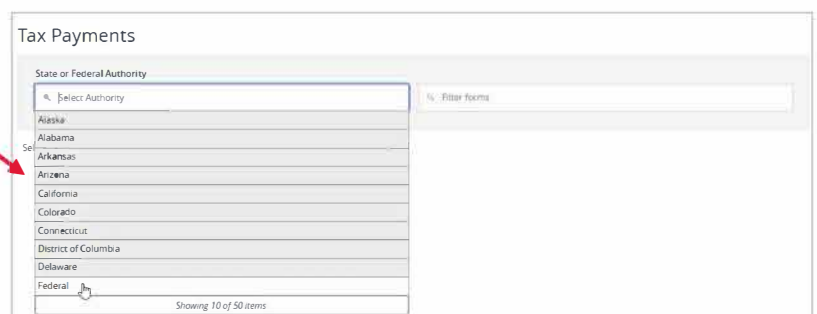


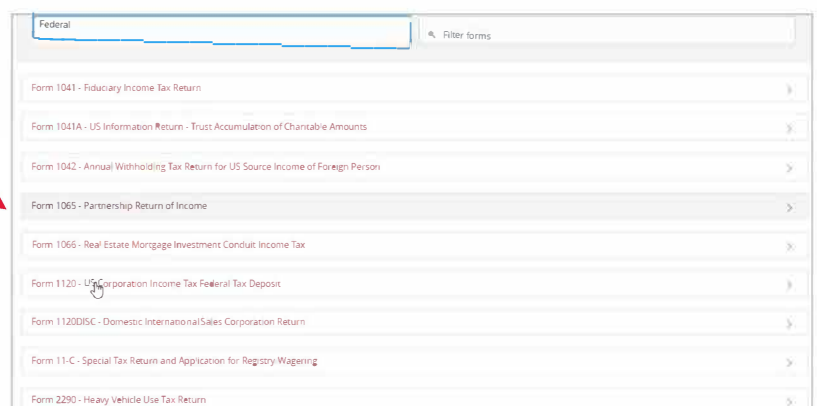
1. Select the 'ACH & Wires' menu and then select the 'Tax Payments' tile.



1. Select 'Federal' or the desired state or from the 'State or Federal Authority' drop down menu.



2. Select the desired tax form.



3. Complete all required fields in the form.
4. Review the information on the screen for accuracy and then select 'Approve' to authorize the payment or 'Draft' to initiate.

### Federal Taxes

Form 2290 - Heavy Vehicle Use Tax Return

From Subsidiary	Tax ID	From Account
GAB Test Ckg	1205480153	Test Checking 8001 \$17.02

P aymentAmount	P aymentEffective Date
\$ 10.00	04/10/2024

Tax Type	T ax Period End Date	To Account Routing Number
Due on Return	04/11/2024	

To Account

Cancel Draft **Approve**